



4-H Poultry Record Book



Pet Eggs
 Meat Others





Name _____

4-H Club: _____

Age: _____ Years in This Area: _____

Recorded From 20 _____ to 20 _____



Poultry Income Records

If you sell eggs, animals or by-products please complete

Month	Number of eggs sold	Total \$ for eggs sold	Number of birds sold	Total \$ for birds sold	Other by -products sold	Total \$ for by-products sold
September						
October						
November						
December						
January						
February						
March						
April						
May						
June						
July						
August						
Total						

Poultry Expense Records

Month	Feed Costs/Month	New Equipment Purchases Cost	Other Costs (vet bills, medicine, etc.)
September			
October			
November			
December			
January			
February			
March			
April			
May			
June			
July			
August			
Total			

Fill out the Total Income and the Total Expense charts to complete the formula

Total Income	
Total Eggs Sold	\$
Total Animals Sold	\$
Total From Other Income (Bi-products)	\$
Total Income	\$


Total Expense	
Total Cost of Feed	\$
Total Cost of New Equipment	\$
Total Cost of Others	\$
Total Expense	\$

Total Expense
 - Total Income

 Total cost of project

\$ _____
 - \$ _____

 \$ _____



WEIGHT GAIN AND FEED RECORDS: MEAT PEN


Keeping an accurate weight gain and feed record is important. Reviewing this information will enable you to determine how successful your project was.

Breed: _____ Number of Fowl Started: _____

Source: _____ Date Project Started: _____

WEEK OF LIFE	INITIAL AVERAGE WEIGHT *	FEEDS USED PER WEEK		AVG. WEEKLY WEIGHT GAIN ***	AVERAGE DAILY WEIGHT GAIN ****
		POUNDS	POUNDS/BIRD **		
1					
2					
3					
4					
5					
6					
7					
8					
9					
10					
TOTALS:					

- * To calculate the initial average weight, weigh all birds and add up all weights. Take total and divide by the number of birds.
- ** To calculate the average pounds of feed per week, take the total number of pounds per week and divide by the number of birds.
- *** To calculate the weekly weight gain, add up the new weights and divide by the total number of birds. Next, subtract the average initial weight from the new average. Remember to record the new average weight in the initial average weight gain column for the next week.
- **** To calculate the average daily gain, divide the average weekly weight gain by 7.



WEIGHT GAIN AND FEED RECORDS: TURKEY/GAME BIRD


Keeping an accurate weight gain and feed record is important. Reviewing this information will enable you to determine how successful your project was.

Breed: _____ Number of Fowl Started: _____

Source: _____ Date Project Started: _____

WEEK OF LIFE	INITIAL AVERAGE WEIGHT *	FEEDS USED PER WEEK		AVG. WEEKLY WEIGHT GAIN ***	AVERAGE DAILY WEIGHT GAIN ****
		POUNDS	POUNDS/BIRD **		
1					
2					
3					
4					
5					
6					
7					
8					
9					
10					
11					
12					
13					
14					
15					
16					
17					
18					
TOTALS:					

- * To calculate the initial average weight, weigh all birds and add up all weights. Take total and divide by the number of birds.
- ** To calculate the average pounds of feed per week, take the total number of pounds per week and divide by the number of birds.
- *** To calculate the weekly weight gain, add up the new weights and divide by the total number of birds. Next, subtract the average initial weight from the new average. Remember to record the new average weight in the initial average weight gain column for the next week.
- **** To calculate the average daily gain, divide the average weekly weight gain by 7.




ANIMAL CARE AND MANAGEMENT

Your project requires regular care and management. List the things necessary to take care of your project animal(s).

Include the following:

- Feeding and watering practices
- Grooming (clipping, trimming, foot care, etc.)
- Health practices and medicines
- General Management (cleaning living area and feed pans, training, etc.)

DAILY – Things done every day (fed animal, watered, spent time with the animal)
WEEKLY – Things done once a week (Cleaned feed and water containers, new bedding)
Monthly- Things done once a month
Yearly – Things done one time or occasionally (trimmed feet)



FLOCK RECORD

For each animal in your flock at the start of the project year, complete the table below. Be sure to add new birds that come into your flock throughout the year.

BREED	FLOCK PURPOSE	# OF COCKS	# OF HENS	DOB/ AGE	DATE OF PURCHASE	SOLD/ DIED?	STARTING VALUE	ENDING VALUE
TOTAL:								

*Estimate the value of any birds gifted or born into your flock.

Attach a photo of your flock here.

Goal Reflection

Goals help you to achieve more when you review them each year. At the END of the year, answer the following:

Did you meet your goal this year? Why or why not?	
Which "to Do" did you complete?	
What helped you be successful?	

Project Completion

I declare that the information in this book is correct and all 4-H requirements, including Meat Quality Assurance training, have been completed to the best of my knowledge.

Last Meat Quality Assurance training attended: _____ (if applicable)
 Date _____ Location _____


Member Signature _____ Date _____

Leader Signature _____ Date _____

Parent/ Guardian Signature _____ Date _____

NOTE: Include this as the very last page of your record book, after your story, pictures and any supplement pages

4-H Poultry Record



Year: _____